

Model IDS622

SDS LOAD CELL

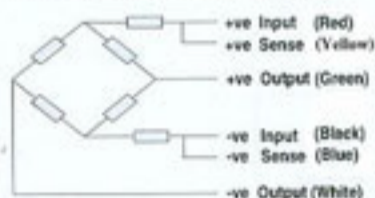


SPECIFICATIONS

PARAMETER	VALUE	UNIT
Accuracy class	C3	
Rated capacity-R.C. (E_{max})	50, 100, 150, 200, 300, 500, 750, 1000*	kg
Rated output-R.O.	2.0	mV/V
Rated output tolerance	0.003	±mV/V
Zero balance	0.2	±mV/V
Zero Return, 30 min.	0.017	±% of applied load
Total Error (per OIML R60)	0.02	±% of rated output
Temperature effect on zero	0.004	±% of rated output/°C
Temperature effect on output	0.0012	±% of load/°C
Temperature range, compensated	-10 to +40	°C
Temperature range, safe	-30 to +70	°C
Maximum safe central overload	150	% of R.C.
Ultimate central overload	300	% of R.C.
Excitation, recommended	10	Vdc or Vac rms
Excitation, maximum	15	Vdc or Vac rms
Input impedance	400±20	Ohms
Output impedance	350±3	Ohms
Insulation resistance	>2000	Mega-Ohms
Cable length	3.0	m
Cable type	6 wire, PVC, single floating screen	Standard
Construction	622 - alloy steel, 623 - stainless steel	
Environmental protection	IP67	

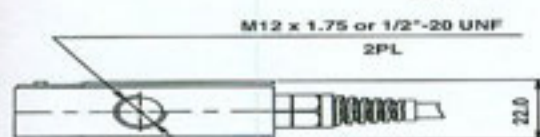
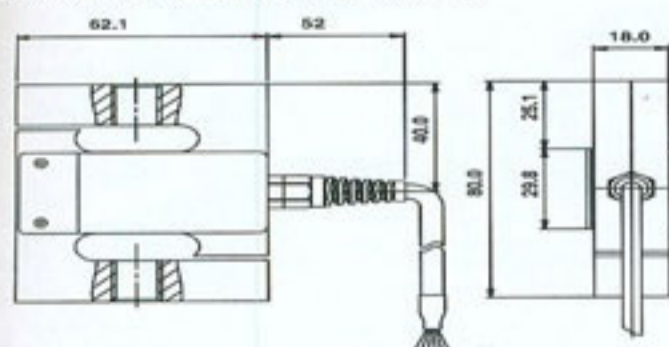
All specifications listed subject to change without notice.

Wiring Schematic Diagram (Balanced bridge configuration)



OUTLINE DIMENSIONS in mm

Dimensions - Models 615 and 616 - 50kg only



Dimensions - Model 616 - except 50kg

